



Thurston County Food Bank 2010 Report to the Community

220 NE Thurston, Olympia, WA 98501 ~ Tel: 360.352.8597 ~ Fax: 360.352.7732 ~ office@ThurstonCountyFoodBank.org

Demand Continues to Grow, Services Offered Increase

This was another challenging year for many of our neighbors. In 2010 situational poverty -- driven by high unemployment, a difficult economy and scarce resources -- led to longer lines at the Food Bank. Though we saw many new faces each month, we also saw the same families returning, needing our help for longer periods of time.

The Food Bank continues to find new ways to better serve our community and expand outreach programs. The Satellite Food Bank system added two locations, one in rural Thurston County and the other in Lacey. The Gleaning Program, combined with our Olympia Kiwanis Community Garden partnership, brought in more fresh produce for clients than ever before.

Children's services grew in many areas. The Forkids Program, our school weekend backpack meal program, now serves 1,200 children each week. The Summer Meal Program expanded its Mobile Meals from one route to two routes, feeding 250 children daily by summer's end. It provides sack lunches much like an ice cream truck, traveling from location to location and reaching children where they live and play. New to the Food Bank was the School Garden Project program which already has a strong presence at Madison Elementary and is beginning at Garfield Elementary.

Organizationally the biggest change was introducing the Client Choice Model (shopping model). It was also the largest client focused success of the last few years. A lot of work went into implementing this change. Everything from a space analysis of the current building to remodeling the building's interior to maximizing storage space. It required new shelving, new racks and new equipment. Volunteer jobs and responsibilities changed. New volunteers were recruited...and things just look different!

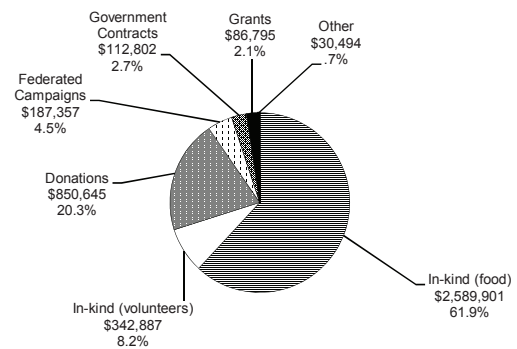
One of our goals for the Client Choice Model was to create a more open and engaging space. We wanted to increase client-volunteer interaction and eliminate walls, both virtual and real. It also increases client dignity allowing them to select for themselves the food they need, within given parameters. One of the biggest, less obvious benefits is less wasted food. Clients only take what they feel they can use, making better use of our limited resources.

The Food Bank is a community resource, supported by the members of our community dedicated to helping our neighbors. It is this spirit of community that makes it possible for us to help so many...your gifts of time, food and cash are our greatest resource.

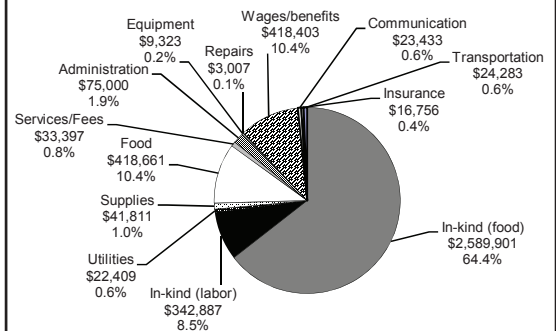
Our sincere thanks. We could not help so many without each of you.

Robert Coit, TCFB Executive Director

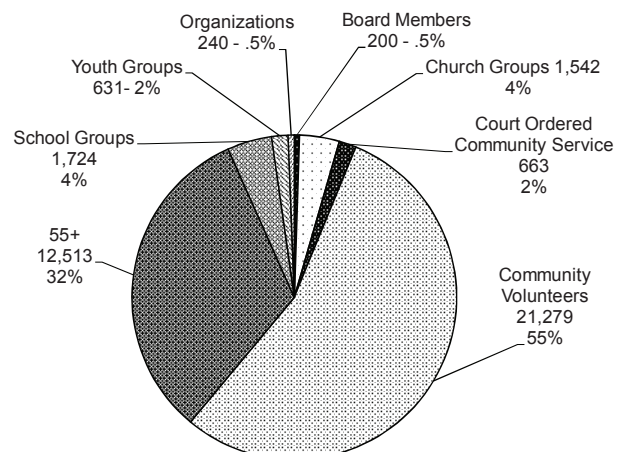
2010 Revenue - \$4,183,750



2010 Expenses - \$4,019,271



2010 Volunteer Hours - 38,792



2010 Benchmarks

Client Distribution

The number of visits in 2010 increased by 21% compared to 2009. The number of households using the Food Bank increased by 5% in 2010. A total of 1,700 children received food through the School Weekend Backpack Program, an increase of 56% over 2009.

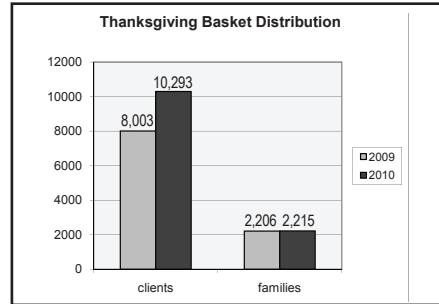
Visits	Number of Families		% change	Number of Individuals		% change
	2009	2010		2009	2010	
Jan-Dec	36,416	39,505	8%	123,906	150,122	21%

People	Number of Families		% change	Number of Individuals		% change
	2009	2010		2009	2010	
Jan-Dec	11,864	12,543	5%	31,489	31,735	0%

Thanksgiving Basket Distribution

The number of Thanksgiving Meal baskets distributed by the Thurston County Food Bank did not increase significantly. However the number of people receiving help, driven by the number of larger families being served, increased by 28%.

	2009	2010	% change
Individuals/Clients	8,003	10,293	28%
Families/Baskets	2,206	2,215	0%



Combined Fund Drive

The State of Washington's workplace campaign is the single largest donor to the Food Bank. The pledges and one time gifts to the Food Bank decreased by 7% overall.

	2009 CFD	2010 CFD
One Time Donations/Events	\$42,857	\$21,794
Recurring Payroll Deduction	\$119,787	\$129,910
Total Pledges/Raised	\$162,644	\$151,704

Federal Foods

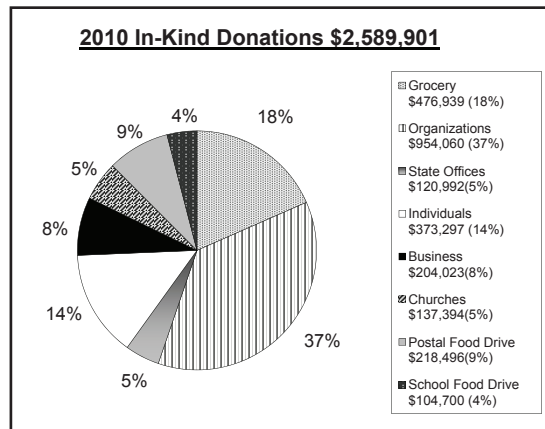
In addition to the food's purchased and those donated locally, we also distributed 202,479 pounds of Federal Commodities. On average families received 16 pounds each month.

Pounds Distributed	Households Served	Pounds per Household
202,479	12,543	16

High School Food Drives

The largest single food drive of the year was successful, collecting \$104,700 in food value. The in-kind gifts of food and cash decreased by 12% compared to 2009.

	2009	2010	% change
Total Food Value	\$119,176	\$104,700	(12%)
Monetary Donations	\$35,915	\$31,435	(12%)



Thurston County Food Bank Core Values

Philosophy: "We believe that the hungry must be fed in an atmosphere of neighbor helping neighbor."

Mission: "It is the mission of the Thurston County Food Bank to eliminate hunger within our community."

2010 Board Members:

Gary Campbell
 Alicia Cardenas-Short
Secretary
 Mary Fairhurst
 Mary Henley
 Jim Hindman
 Anne Hirsh
 Rodger Johnson
 Lynda Lovely- Wright
 Dennis Mahar
President
 Doug Mah
 Bill Moore
 Mike Oakland
 Sherri Wills-Green
Vice President
 Neil Woody
Treasurer

Honorary Board Members:

Ben Bean
 Jan Putnam
 Greg Stormans

Staff:

Robert Coit
Executive Director
 Binda Douglas
Office Manager
 Sarah Swanson
Produce Manager
 Heather Davis
Satellite Coordinator
 Robert Thetford
Staff
 Isaac McKenzieSullivan
EFAP Program Manager
 Cheryl Falkenburg
FORKids Coordinator
 Allison Eby
Client Services Coor.
 Karen Ray
School Gardens Coor.
 Judy Jones
Volunteer Manager

**2010 TCFB
 Report to the
 Community**

A few words from a client...

"I must...commend the Food Bank. They are efficient and tireless. The volunteers are friendly, caring and respectful. They have instituted a choice program where instead of just getting a bag of food you get to pick your groceries. They have also put a premium on getting fresh produce in people's carts. Both of these changes are welcome and increase the utility of the program. Thank you to all those who donate, thousands depend on you."

Summary

The number of people receiving assistance from the Thurston County Food Bank continues to increase dramatically. Our demand for services has gone up by 20%.

The biggest change in 2010 was the increased number of visits, basically families needing to use our services for longer periods of time. We saw a 10% increase in the number of larger families accessing services, with their need most noticeable during the holidays.

Giving in general was flat. Our cash donations were comparable to 2009 and remained steady through the year. However in-kind giving, particularly through food drives, saw a decline.